

N^o 1860



A.D. 1906

Date of Application, 24th Jan., 1906

Complete Specification Left, 24th July, 1906—Accepted, 18th Oct., 1906

PROVISIONAL SPECIFICATION.

“Improvements in and relating to Cases or Holders for Fountain Pens, Pencils and the like”.

I, CECIL BRISTOW, of 15, Rockbourne Road, Forest Hill, in the County of London, Clerk, do hereby declare the nature of this invention to be as follows:—

This invention relates to cases or holders for fountain pens, pencils and the like, and has for its object to provide means to prevent the pen or the like
5 from being jolted out of the case or from being otherwise accidentally displaced.

According to this invention the case, holder, or the like is provided with a projection on the back or front part thereof or on both, said projection or projections being so arranged and disposed that the pen can be easily slipped into
10 the case and when in position the projection or projections forms or form a stop or stops above the top of the pen and hold it in securely.

This invention is especially applicable to that form of case or holder described in my former Application No. 7113 of 1905 in which a single strip of metal is bent so as to form a back plate and a front plate.

15 In one form of this invention the back plate is provided with a bend so disposed as to form a stop above the top of the pen when in position. The top part of the bend slopes downwards and the under part is at right angles to the back plate.

20 In another form both the upper and lower parts of the bend are inclined to the back plate, or the projection may take the form of a continuous series of curves.

In another form instead of the back plate being bent, a piece of metal or other material may be soldered or otherwise secured to the back plate so as to form a projection thereon.

25 The front plate of the case is preferably of such length that the end thereof is above the projection.

Similarly the projection may be formed on the front plate or on both plates.

30 In use the pen is inserted into the top of the case and pressed down thus causing the pen to slide down the upper inclined face or faces of the projection or projections and push forward the front plate. When the top of the pen has passed below the projection or projections the front plate resumes its normal position.

To withdraw the pen the front plate is pulled forward until sufficient space is allowed for the pen to be drawn out past the projection or projections.

35 This invention is particularly adaptable for use with ladies' hanging cases.

By the use of a case arranged in accordance with this invention the pen is engaged below the projection or projections thus preventing it from being jolted out or from being otherwise accidentally displaced.

Dated this 24th. day of January, 1906.

40

MEWBURN, ELLIS & PRYOR,
70 & 72, Chancery Lane, London, W.C.
Chartered Patent Agents.

[Price 8d.]



Improvements in Cases or Holders for Fountain Pens, Pencils and the like.

COMPLETE SPECIFICATION.

“Improvements in and relating to Cases or Holders for Fountain Pens, Pencils and the like”.

I, CECIL BRISTOW, of 15 Rockbourne Road, Forest Hill in the County of London, Clerk, do hereby declare the nature of this invention and in what manner the same is to be performed, to be particularly described and ascertained in and by the following statement:—

This invention relates to cases or holders for fountain pens, pencils and the like, and has for its object to provide means to prevent the pen or the like from being jolted out of the case or from being otherwise accidentally displaced.

According to this invention the case, holder or the like is provided with a projection on the back or front part thereof or on both, said projection or projections being so arranged and disposed that the pen can be easily slipped into the case and when in position the projection or projections forms or form a stop or stops above the top of the pen and hold it in securely.

This invention is especially applicable to that form of case or holder described in the Specification of Letters Patent No. 7113 of 1905 granted to me in which a single strip of metal is bent so as to form a back plate and a front plate.

Referring now to the drawings which are diagrammatic sectional elevations of various forms of case or holder made in accordance with this invention.

In one form of this invention shown in Fig. 1 the back plate *a* is provided with a bend so disposed as to form a stop above the top of the pen when in position. The top part *b* of the bend slopes downwards and the under part *c* is at right angles to the back plate *a*.

In the form shown in Fig. 2 both the upper part *b* and lower part *c* of the bend are inclined to the back plate *a*, and in the form shown in Fig. 3 the projection takes the form of a continuous series of curves.

In the form shown in Fig. 4 instead of the back plate *a* being bent a piece of metal or other material *d* may be soldered or otherwise secured to the back plate so as to form a projection thereon.

The front plate *e* of the case is preferably of such length that the end thereof is above the projection.

In the form shown in Fig. 5 the projection is formed on the front plate *e* or projections may be formed on both plates as shown in Fig. 6.

In use the pen is inserted into the top of the case and pressed down, thus causing the pen to slide down the upper inclined face *b* or faces of the projection or projections and push forward the front plate *e*. When the top of the pen has passed below the projection or projections the front plate resumes its normal position.

To withdraw the pen the front plate is pulled forward until sufficient space is allowed for the pen to be drawn out past the projection or projections.

This invention is particularly adaptable for use with ladies' hanging cases.

By the use of a case arranged in accordance with this invention the pen is engaged below the projection or projections, thus preventing it from being jolted out or from being otherwise accidentally displaced.

Having now particularly described and ascertained the nature of my said invention and in what manner the same is to be performed, I declare that what I claim is:—

In a case or holder for fountain pens, pencils and the like in which a single

Improvements in Cases or Holders for Fountain Pens, Pencils and the like.

strip of metal is bent so as to form a back plate and a front plate, a projection formed in or on the back plate or front plate or both plates substantially as and for the purpose set forth with reference to the accompanying drawings.

Dated this 24th. day of July 1906.

5

MEWBURN, ELLIS & PRYOR,
70 & 72, Chancery Lane, London, W.C.,
Chartered Patent Agents.

[This Drawing is a reproduction of the Original on a reduced scale.]




FIG. 1.



FIG. 2.

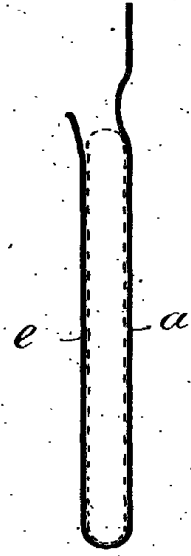


FIG. 3.

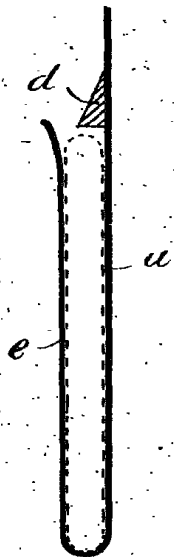


FIG. 4.

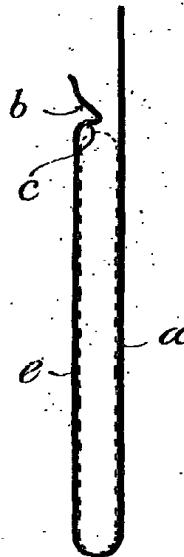


FIG. 5.

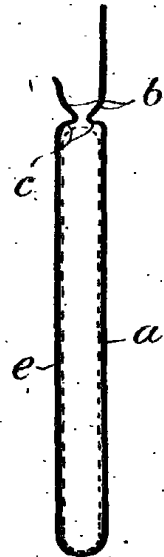


FIG. 6.

BIRMINGHAM
FREE
LIBRARIES.