

N<sup>o</sup> 12,001



A.D. 1908

Date of Application, 2nd June, 1908—Accepted, 27th Aug., 1908

COMPLETE SPECIFICATION.

“Improvements in and relating to Ink-stands”

I RUDOLF PENKALA, Railway Official, of Budapesth Török-utca 8, do hereby declare the nature of this invention and in what manner the same is to be performed, to be particularly described and ascertained in and by the following statement:—

5 This invention relates to ink stands having dipping recesses adapted to contain a level of ink which cannot be exceeded and which is just sufficient for filling the pen when it is dipped therein.

The object of the present invention is to provide an inkstand of the above type having a dipping recess in which the ink is maintained at approximately  
10 a constant level, and at the same time free from sediment and dust, without the necessity of periodically tipping the inkstand in a particular direction as has hitherto been necessary. To accomplish this object the invention consists in providing the inkstand with a saddle shaped bottom having a dipping recess located substantially centrally between the peaks and also in combining with  
15 said recess a dipping funnel as hereinafter set forth.

As compared with known inkstands, the bottoms of which are provided with dipping recesses or which have trough shaped bottoms the present invention has the advantage that the ink is always maintained approximately at the same level in the recess. This advantage of the new ink-stand is to be  
20 attributed to the fact that the saddle divides the ink stand into two parts and forms a kind of dam which surrounds the dipping recess. The inkstand is filled to such an extent that the ink flows over the saddle, or that the level of the ink lies somewhat beneath the top of the saddle and that the dipping recess is practically filled. If the level of the ink in the dipping recess sinks,  
25 owing to consumption, then a slight shaking of the inkstand which need not even be intentional, but for instance may be due to the shaking occurring when the writing table is dusted is sufficient to re-fill the dipping recess. A further advantage of the ink-stand is that the ink in the dipping recess is always free from sediment, as the sediment accumulates in the outer portion of the ink  
30 stand.

In the accompanying drawings,

Figure 1 is a plan view of the ink-stand the dipping funnel and lid being removed,

35 Figure 2 is a vertical section on the line A—B of Figure 1, showing dipping funnel and lid.

Figure 3 is a section on the line C—D of Figure 1.

The receptacle 1, preferably consisting of glass has a saddle shaped bottom, 2, in the centre of which a dipping recess, 3, is formed. A washer, 5, is pressed into the inner rim, 4, of the receptacle, which washer is provided with a  
40 central opening, 7, for receiving a dipping funnel, 6, preferably consisting of vulcanite, hard rubber or the like. The dipping funnel may be covered over by a cap, 8, and is provided in its lower portion beneath the top limiting line of the recess, 3, with lateral perforations, 9, through which the ink passes from the dipping recess, 3, over into the dipping funnel.

45 The ink stand is filled with ink approximately up to the line 10, and the

[Price 8d.]



*Penkala's Improvements in and relating to Ink-stands.*

funnel, 6, is inserted thereafter. On a slight movement of the ink-stand the ink is set into motion and flows over the saddle 2, so that the recess, 3, is filled with ink to the brim or the ink present in the opening will be replenished by ink free from sediment, which latter ink flows in a dust free condition into the funnel through the holes or perforations 9 situated below the ink level. 5

The dipping funnel has only lateral holes beneath the level of the ink so that only ink which is free from any sediment or dust can reach the funnel. The bottom of the funnel is closed, so that the point of the nib will strike against rubber when the pen is dipped into the ink-stand, which rubber is softer than the material from which the nib is made so that a collision of the nib with the funnel does not damage the point of the nib. 10

Having now particularly described and ascertained the nature of my said invention and in what manner the same is to be performed I declare that what I claim is:—

1. An inkstand, having a saddle shaped bottom, substantially central of the back of which is provided a dipping recess, substantially as and for the purpose described. 15
2. In an inkstand as claimed in Claim 1, a dipping funnel of vulcanite or the like, extending into the dipping recess, closed at the bottom and provided with lateral holes below the ink level, substantially as described. 20

Dated this 2nd day of June 1908.

MARKS & CLERK,  
18, Southampton Buildings, London, W.C.  
13, Temple Street, Birmingham, and  
30, Cross Street, Manchester,  
Agents. 25

[This Drawing is a reproduction of the Original on a reduced scale.]

Fig. 1

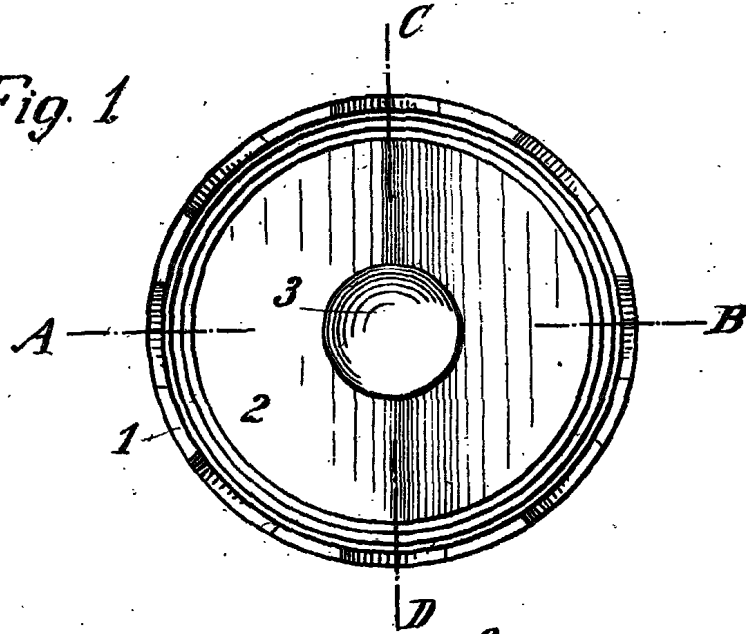


Fig. 2

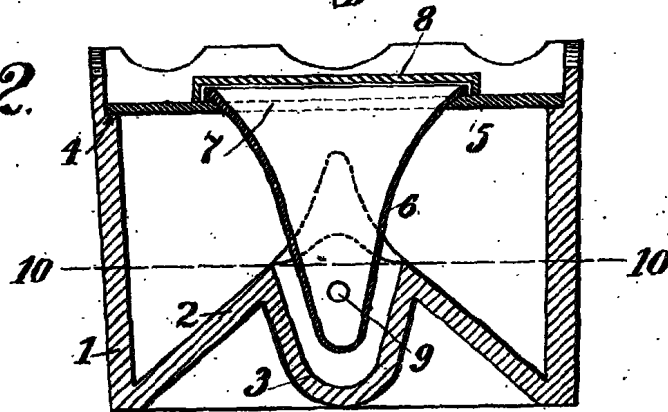
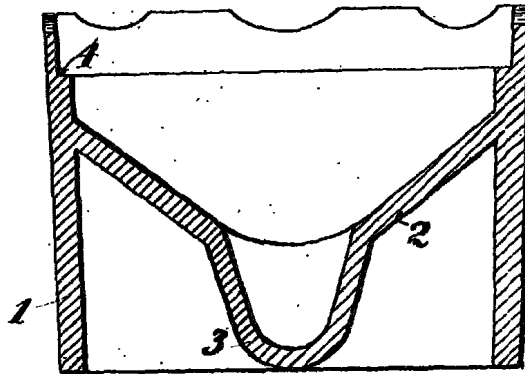


Fig. 3



BRITISH  
LIBRARY