

Dec. 27, 1938.

D. KAHN

2,141,990

PLAQUE HOLDER FOR WRITING INSTRUMENTS AND THE LIKE

Original Filed Oct. 29, 1936

FIG. 1

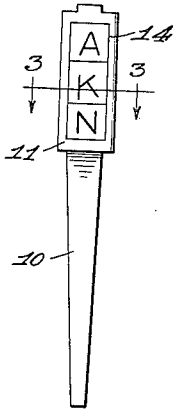


FIG. 2

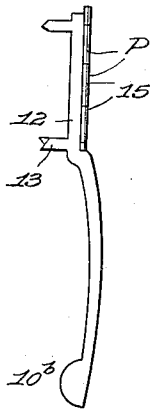


FIG. 3

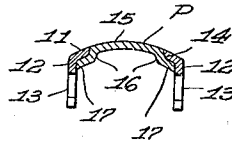


FIG. 4

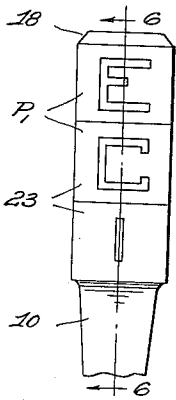


FIG. 5

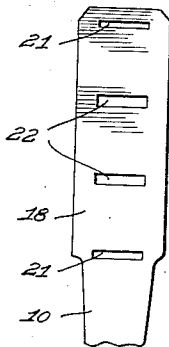


FIG. 6

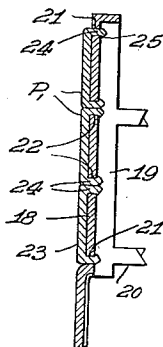


FIG. 7

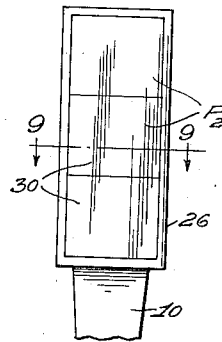


FIG. 8

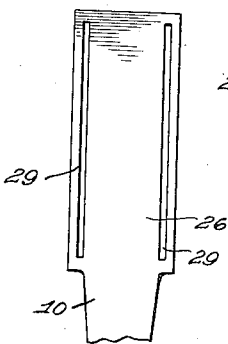
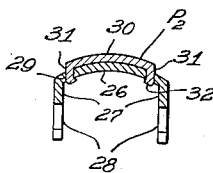


FIG. 9



Inventor,

David Kahn

By Juan P. Jachof,

Attorney

UNITED STATES PATENT OFFICE

2,141,990

PLAQUE HOLDER FOR WRITING INSTRUMENTS AND THE LIKE

David Kahn, Woodcliff, N. J., assignor to David Kahn, Inc., Township of North Bergen, Hudson County, N. J., a corporation of New Jersey

Original application October 29, 1936, Serial No. 108,268. Divided and this application October 4, 1937, Serial No. 167,292

10 Claims. (Cl. 40—140)

This invention relates to pens, pencils and the like and more particularly to the provision of a novel means for securing to such an article one or more interchangeable letters or initial plaques.

5 The present application is a division of application, Serial No. 108,268, filed October 29, 1936, now Patent No. 2,094,796.

10 One of the objects of the present invention is the provision of a novel plaque holder constructed to permit the easy application of initial plaques to a pen or pencil.

Another object of the present invention is to provide a plaque holder constructed of a single piece of sheet metal.

15 Another object of the present invention is the provision of a novel plaque holder and article clip arranged to securely hold a plurality of resilient plaques.

20 Still another object of the present invention is the provision of a novel plaque holder arranged to hold a plurality of initial plaques in closely abutting relationship so as to present a unitary appearance.

25 A fifth object of the present invention is to provide a combination article clip and plaque holder having a plurality of openings or slots formed therein to receive plaque flanges.

30 A sixth object of the present invention is to provide a plaque holder having fastening means formed integrally with one of the sides thereof.

35 With the above and other objects in view, as will be presently apparent, the invention consists in general of certain novel details of construction and combinations of parts hereinafter fully described, illustrated in the accompanying drawing and particularly pointed out in the claims.

In the accompanying drawing, like characters of reference indicate like parts in the several views, and:

40 Figure 1 is a face view of a plaque and clip embodying one form of the invention.

Figure 2 is a side elevation of the form of the invention shown in Figure 1.

45 Figure 3 is an enlarged section on the line 3—3 of Figure 1.

Figure 4 is a face view of the plaque holding portion of a second form of the invention with the plaques in place.

50 Figure 5 is a face view similar to Fig. 4 but with the plaques omitted.

Figure 6 is a section on the line 6—6 of Figure 4.

Figure 7 is a view similar to Figure 1 but showing a third form of the invention.

55 Figure 8 is a view of this third form similar to Figure 5.

Figure 9 is a section on the line 9—9 of Figure 7.

In the form of the invention shown in Figures 1 to 9, the construction is that of a clip and in each form the clip is provided with a spring finger 5 10 having a ball 10b on its free end, these parts being conventionally shown and subject to such change in form and construction as may be found desirable in manufacture.

10 Considering the specific forms of the invention, in Figures 1 to 9, there is provided a clip

body plate 11 having very narrow side flanges 12 and provided with prongs 13 formed integrally therewith. The plate 11 is provided with a rectangular opening 14. In this form, there are 15 plaques P which each have a body portion 15 provided with depending side flanges 16 having outwardly extending lips 17 which fit beneath the plate 11 at the sides of the opening 15. In this

20 construction, the plaques may be assembled from the inner side of the clip before the latter is applied to the pen or other article. In the form of the device shown in Figures 4 to 6, there is provided a clip body plate 18 provided with side

25 flanges 19 and prongs 20 formed integrally therewith. In the plate 18 adjacent each end are transverse slots 21 and between these slots are other and wider transverse slots 22. With this

30 plate, there are used plaques P₁ each of which has a body 23 and at its top and bottom edge a flange 24 and the flanges of each plaque P₁ are

35 provided with inturned lips 25. One flange of each end plaque enters a slot 21 while a pair of adjacent flanges of the plaques enters the respective slot 22, the plaques being simply pushed into position.

In the form shown in Figures 7 to 9, there is provided a clip body plate 26 having side flanges

27 and prongs 28. Adjacent each side of the plate is a long slot 29, the slots being parallel. Plaques 40 P₂ for this form have a body 30 provided with side flanges 31 and inturned lips 32, the flanges passing through the slots 29 and the lips snapping under the plate 26 adjacent said slots.

It may be noted that the plaque holder and clip, in accordance with the present invention, is especially adapted to be stamped, or suitably

45 formed out of a single strip of a suitably ductile metal. The plaque holder in the modifications according to the present invention is in the form of a frame having openings therein to receive

50 suitable fastening members or flanges on the plaques. The plaque holder, in the modifications according to the present application is in general not resilient, being made of relatively stiff metal,

55

and the plaques are formed of a suitably resilient thin metal in order to permit the insertion and removal from the plaque holder.

I claim:

- 5 1. In combination with a plaque holder comprising a plaque holding frame having a face provided with openings therein, and edge portions struck downwardly from said face, a plurality of initial plaques having means thereon insertable in said openings constructed and arranged to position said plaques on said plaque holding frame, and means extending from the edge portions of said frame constructed and arranged to fasten the plaque holder to an instrument.
- 10 2. In combination with a plaque holder comprising a plaque holding frame having a face provided with openings therein, and edge portions struck downwardly from said face, a plurality of initial plaques having means thereon insertable in said openings constructed and arranged to position said plaques on said plaque holding frame, and means extending from the edge portions of said frame constructed and arranged to fasten the plaque holder to an instrument, said last mentioned means comprising a plurality of prongs extending integrally from said edge portions.
- 15 3. In combination, a plaque holder having a body plate provided with parallel slots of a size to accommodate a plurality of plaques, and interchangeable plaques each having a pair of flanges on opposite edges adapted to project through a pair of said slots, and lips on the flanges engaging beneath said body plate upon the plaques being assembled on the holder, said slots extending longitudinally along the side portions of the holder and the plaques having their flanges and bodies in abutting relation.
- 20 4. In combination, a plaque holder having a body plate provided with parallel slots, and interchangeable plaques each having a pair of flanges on opposite edges adapted to project through a pair of said slots, and lips on the flanges engaging beneath said body plate upon the plaques being assembled on the holder, said slots forming a series and extending transversely of the holder, the end slots being of width to fit a single flange and the intermediate slots being of sufficient width to accommodate adjacent flanges of adjacent plaques.
- 25 5. In a combination plaque holder and article clip, a clip portion, a plaque holding portion extending therefrom comprising a body plate, edge portions extending from the body plate and adapted to space the body plate from an article, said body plate having a plurality of slots therein and interchangeable plaques each having flanges fitting through said slots and extending beneath said body plate, and a plurality of prongs extending integrally from said edge portions and constructed and arranged to fasten said combination plaque holder and clip to an article.
- 30 6. In a combination plaque holder and article clip, a clip portion, a plaque holding portion extending therefrom comprising a body plate, edge portions struck downwardly from the face of said body plate and extending from the body plate to space the body plate from an article, means ex-

tending from said body plate and integral therewith to fasten the plaque holder and clip to an article, said body plate having a plurality of slots therein and interchangeable plaques having opposed side flanges fitting into and through said slots so as to position and retain said plaques upon the body plate.

7. In a combination plaque holder and article clip, a clip portion, a plaque holding portion extending therefrom comprising a body plate, edge portions struck downwardly from the face of said body plate and extending from the body plate to space the body plate from an article, means extending from said body plate and integral therewith to fasten the plaque holder and clip to an article, said body plate having slots therein and interchangeable plaques having flanges fitting into and through said slots so as to position and retain said plaques upon the body plate.

8. In a combination plaque holder and article clip, a clip portion, a plaque holding portion extending therefrom comprising a body plate, edge portions struck downwardly from the face of said body plate and extending from the body plate to space the body plate from an article, said body plate being provided with parallel slots and interchangeable plaques each having a pair of flanges on opposite edges adapted to project through a pair of said slots, and lips on the flanges engaging beneath said body plate upon the plaques being assembled on the holder, said slots forming a series and extending transversely of the holder.

9. In a combination plaque holder and article clip, a clip portion, a plaque holding portion extending therefrom comprising a body plate, edge portions struck downwardly from the face of said body plate and extending from the body plate to space the body plate from an article, said body plate being provided with parallel slots and interchangeable plaques each having a pair of flanges on opposite edges adapted to project through a pair of said slots, and lips on the flanges engaging beneath said body plate upon the plaques being assembled on the holder, said slots forming a series and extending transversely of the holder, the end slots being of a width to fit a single flange and intermediate slots being of sufficient width to accommodate adjacent flanges of adjacent plaques.

10. In a combination plaque holder and article clip, a clip portion, a plaque holding portion extending therefrom comprising a body plate, edge portions struck downwardly from the face of said body plate and extending from the body plate to space the body plate from an article, said body plate being provided with parallel slots of a size to accommodate a plurality of plaques and interchangeable plaques each having a pair of flanges on opposite edges adapted to project through a pair of said slots, and lips on the flanges engaging beneath said body plate upon the plaques being assembled on the holder, said slots extending longitudinally along the side portions of the holder and the plaques having their bodies in abutting relation.

DAVID KAHN.