

April 13, 1943.

N. E. WEIGEL

2,316,479

FOUNTAIN PEN

Filed Aug. 27, 1942

Fig. 1.




Fig. 2.

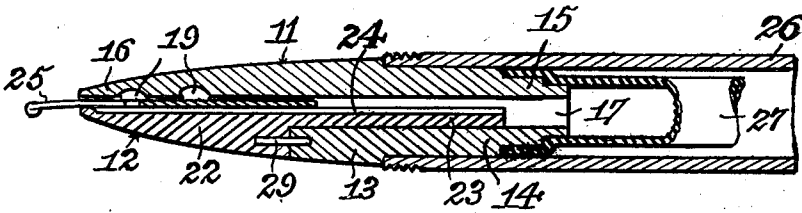


Fig. 3.

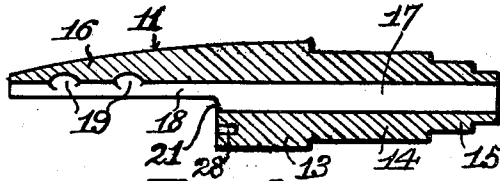


Fig. 4.

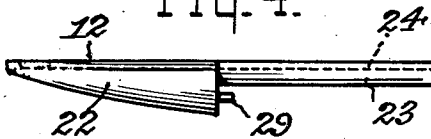
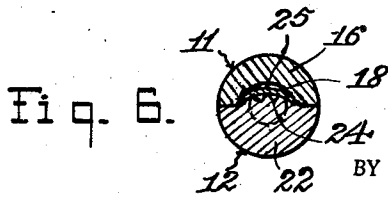
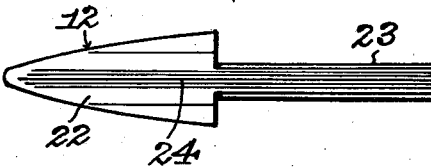


Fig. 5.



INVENTOR
Norman E. Weigel
BY
Chris Feinle
ATTORNEY.

UNITED STATES PATENT OFFICE

2,316,479

FOUNTAIN PEN

Norman E. Weigel, Short Hills, N. J.

Application August 27, 1942, Serial No. 456,312

9 Claims. (Cl. 120—52)

This invention relates to a fountain pen, and more particularly to the nib end section and ink feed means therefor.

An object of the invention is the provision of a tapered end section designed and adapted to produce a fountain pen of streamline or pencil style in order to obtain a proper and conveniently balanced grip for the fingers a proper distance from the point of writing contact.

Another object of the invention is the provision of an end section of the indicated character which is simple in construction and capable of providing a tapered formation and consisting of parts which hold the nib in writing position coincidental with the longitudinal axis of the pen and provide an ink feed bar to feed ink to the nib, said parts composing a unit capable of being fitted to the writing end of the pen barrel in communication with the ink reservoir thereof.

The nature of the invention and its distinguishing features and advantages will appear when the following specification is read in conjunction with the accompanying drawing, in which:

Fig. 1 is a side view of a fountain pen embodying the features of the invention.

Fig. 2 is an enlarged central longitudinal section.

Fig. 3 is an enlarged central longitudinal section of the major part of the end section.

Fig. 4 is a side view of the minor part of the end section.

Fig. 5 is a top view of the minor part shown in Fig. 4.

Fig. 6 is an enlarged section taken on the line 6—6 of Fig. 1.

In accordance with the invention there is provided an end section 10 of conical or tapered formation and consisting of two parts, a major part 11 and a minor part 12. The part or component 11 has an intermediate portion 13 which is round in cross-section, a portion 14 in continuation of the portion 13 but reduced in diameter, an inner end portion 15 in continuation of the portion 14, and an outer end portion 16 in continuation of the portion 13. An ink passage 17 extends centrally and longitudinally through the portions 13, 14 and 15. The portion 16 is substantially half-round in cross-section and tapered. The underside of the portion 16 is arched transversely, as at 18 to overlie and conform to a nib. A plurality of ink pockets are also formed in the underside of the portion 16, and these pockets are designated 19. The arched underside 18 merges into the passage 17. The

portion 16 being half-round provides a cut-away and a shoulder 21.

The minor part 12 has a portion 22 and a portion 23 integral with the portion 22. The portion 22 is substantially half-round in cross-section and the upper-side is transversely convex to underlie and conform to the nib when the portion is positioned in the cut-away to which it conforms. The portion 23 is slightly greater than half-round in cross-section and of reduced proportion compared to the portion 22 cross-sectionally considered. The portion 23 as an extension on the portion 22 constitutes an ink feed bar which frictionally fits in the ink passage 17. One or more ink fissures 24 extend longitudinally along the feed bar 23 and the portion 22 to feed ink from the passage to the nib 25 which may be of conventional form. The two components 11 and 12 are of such shape and form that when brought together with the feed bar 23 disposed in the passage 17, they produce an end section for a barrel 26 of a fountain pen. The parts 11 and 12 serve to clamp the nib 25 and to hold it in proper writing position with the point of the nib disposed approximately coincidental with the longitudinal axis of the pen. The portion 14 of the major part 11 frictionally fits in the open end of the barrel 26, and the end portion 15 detachably accommodates the open end of an ink bladder or sack 27. It will thus be apparent that the parts 11 and 12 together with the nib 25 as a unit may be fitted to the barrel in communication with the ink reservoir.

The arched or concave underside 18 need not closely conform to the nib throughout. This will allow ink to find its way into the pockets 19 to furnish an overfeed of ink to the nib in addition to the feed of ink from the fissure 24.

If desired in order to locate the part 12 with respect to the part 11 the latter may be provided with a hole 28 to receive a pin 29 on the part 12. The portion 22 abuts against the shoulder 21 to bring about the proper association of said parts in their endwise relation to each other.

I claim:

1. In a fountain pen, a nib, and an end section composed of two component parts, one of said parts having a cross-sectionally reduced integral extension which fits in the other part and constitutes an ink feed bar, said parts serving to clamp the nib and to hold the same in writing position.

2. In a fountain pen as set forth in claim 1, wherein said parts are of such shape as to form a tapered end section, and wherein said parts hold

the nib with its point approximately coincidental with the longitudinal axis of the pen.

3. In a fountain pen, a nib, and an end section composed of two component parts consisting of a major part and a minor part, said major part having an ink passage which extends longitudinally therein, said minor part having a cross-sectionally reduced integral extension which fits in said passage and thus holds said parts in end-section-forming relation, said extension constituting an ink feed bar, said parts serving to clamp the nib and to hold the same in writing position to receive ink as it flows along said bar and the remaining portion of said minor part.

4. In a fountain pen as set forth in claim 3, wherein said major part has ink pockets therein in which ink may accumulate as an overfeed means for the nib.

5. In a fountain pen as set forth in claim 1, and means to prevent the parts from turning relatively to each other.

6. A fountain pen including a barrel, a nib, a removable end section fitted to the barrel and composed of two parts, the first of said parts being half-round in cross-section for a portion of its length and full-round the remaining portion, said full-round portion fitting in the open end of the barrel and having a longitudinal bore therein, the second of said parts having a cross-sectionally reduced extension fitting in said bore to hold

it in place with respect to the first part, said parts serving to clamp said nib in writing position when they are arranged as aforesaid, said second part having an ink fissure continuing along said extension to feed ink to said nib.

7. A fountain pen as set forth in claim 6, wherein said first part is cut away to receive a portion of the second part, and the remaining portion of the second part constitutes said extension.

8. A fountain pen as set forth in claim 6, wherein said parts are so shaped that the end section is of tapered formation in continuation of the barrel.

9. A fountain pen including a barrel, a nib, two separate parts which combine to form in symmetry about the longitudinal axis of the pen a tapering end section for the barrel, the first of said parts having a portion which fits in the open end of the barrel to secure the end section to the barrel, the second of said parts having an extension fitting in an ink passage in the first part whereby the latter carries the second part, said parts being constructed to clamp said nib in writing position, and the second part having a fissure running from a point near its outer end and entirely along said extension whereby ink may flow from said passage to the underside of the nib.

NORMAN E. WEIGEL.